

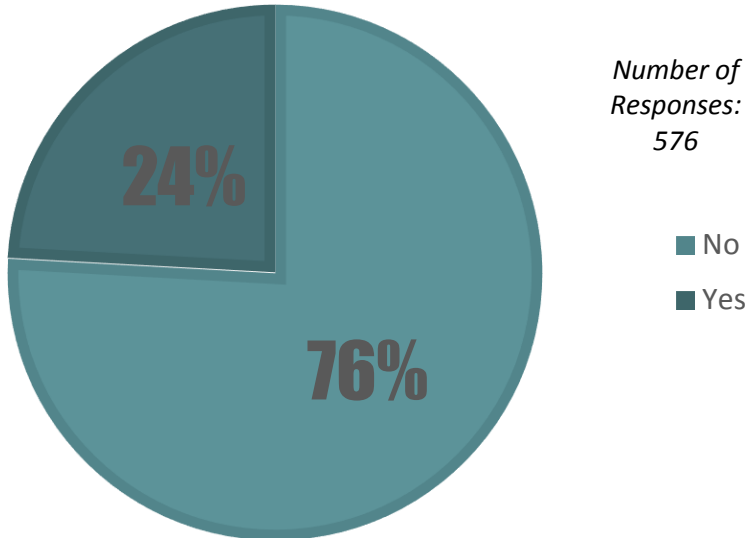


# HOUSEHOLD IMPACT ASSESSMENT

SURVEY REPORT

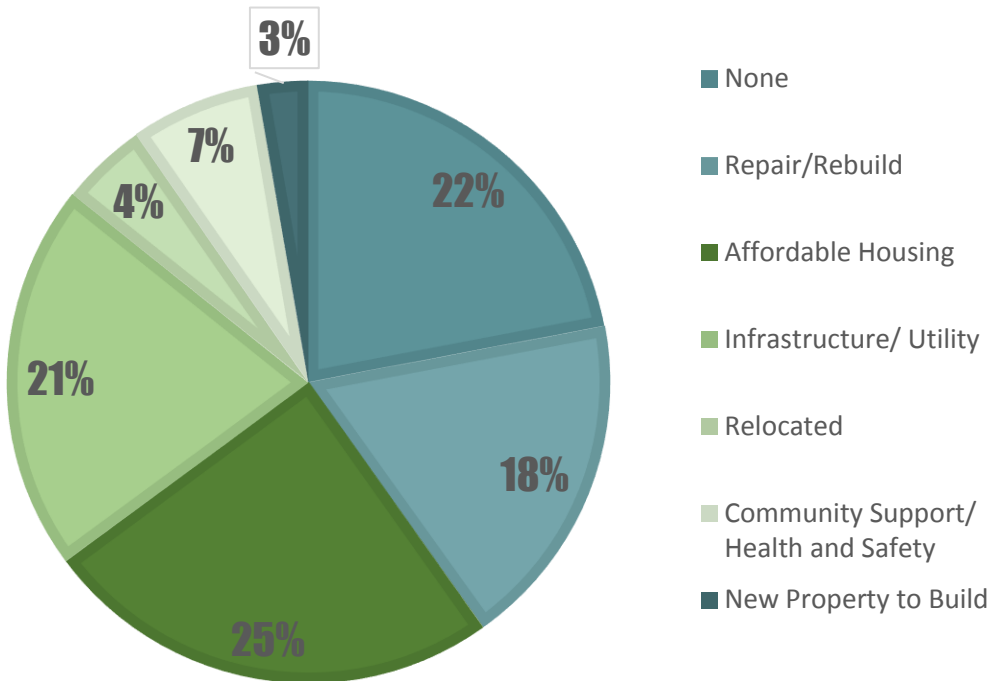
**Of those who responded, a majority of them stated they do not still have outstanding housing needs. This, however, does not mean that the majority of respondents are in their preferred housing situation.**

DO YOU STILL HAVE HOUSING NEEDS?



**The three main areas respondents have housing needs are affordable housing options, infrastructure/ utilities and assistance with repairs/rebuilding.**

WHAT ARE YOUR HOUSING NEEDS?



# Most respondents feel their living condition has gotten worse or stayed the same since the eruption.

HOW WOULD YOU CLASSIFY YOUR LIVING CONDITIONS NOW VERSUS BEFORE THE KILAUEA ERUPTION (2018) EVENT?

# 15%

## IMPROVED

- Cleaner air/no vog
- Fewer people, less traffic
- Lower home costs and financial assistance
- Moved to a nicer area
- New house is nicer/better amenities
- No more earthquakes

# 45%

## STAYED THE SAME

- Decreased local economic activity
- Emotional distress
- Home prices have dropped
- Increase in tourists
- Lack of access/infrastructure
- Lack of safety and sense of community
- Less recreational opportunity
- Lost home, farm, have to restart with new mortgage
- Lost job or living on reduced income
- Moved to more expensive and lower standard of housing/amenities

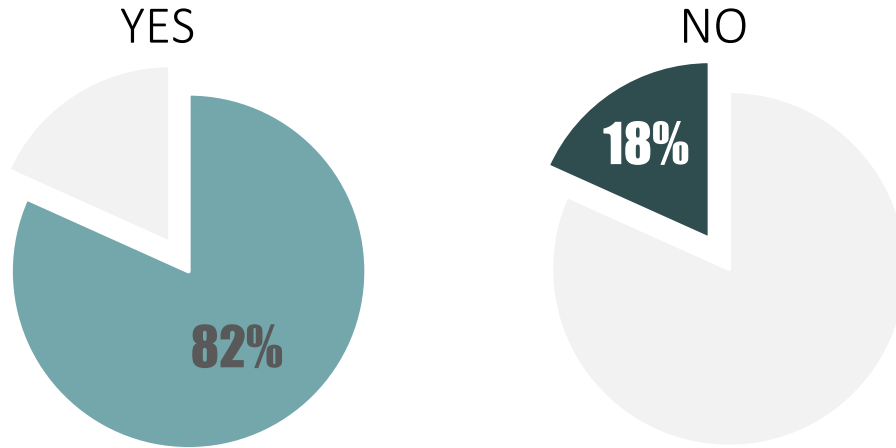
# 40%

## WORSENERD

- Was not affected
- Have rebuilt/repared back to normal
- Equal tradeoff between positives and negatives

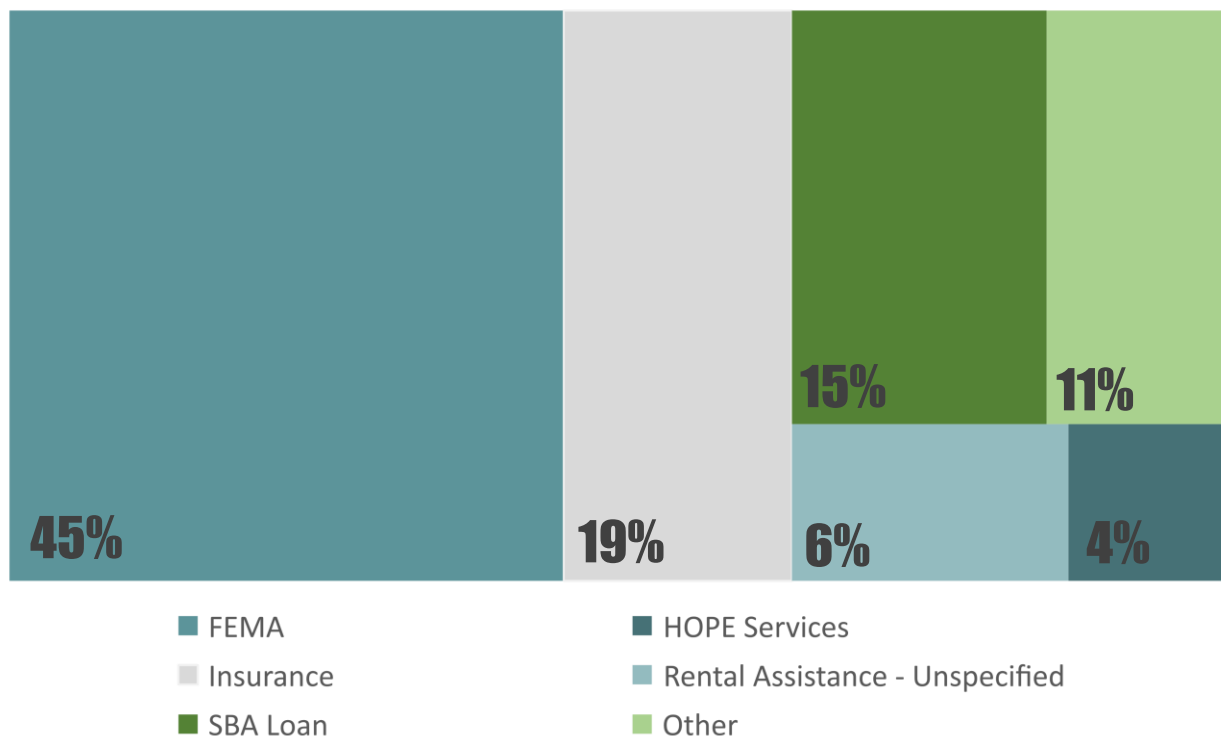
# A majority of respondents have received housing recovery services.

HAVE YOU RECEIVED ANY HOUSING RECOVERY SERVICES?



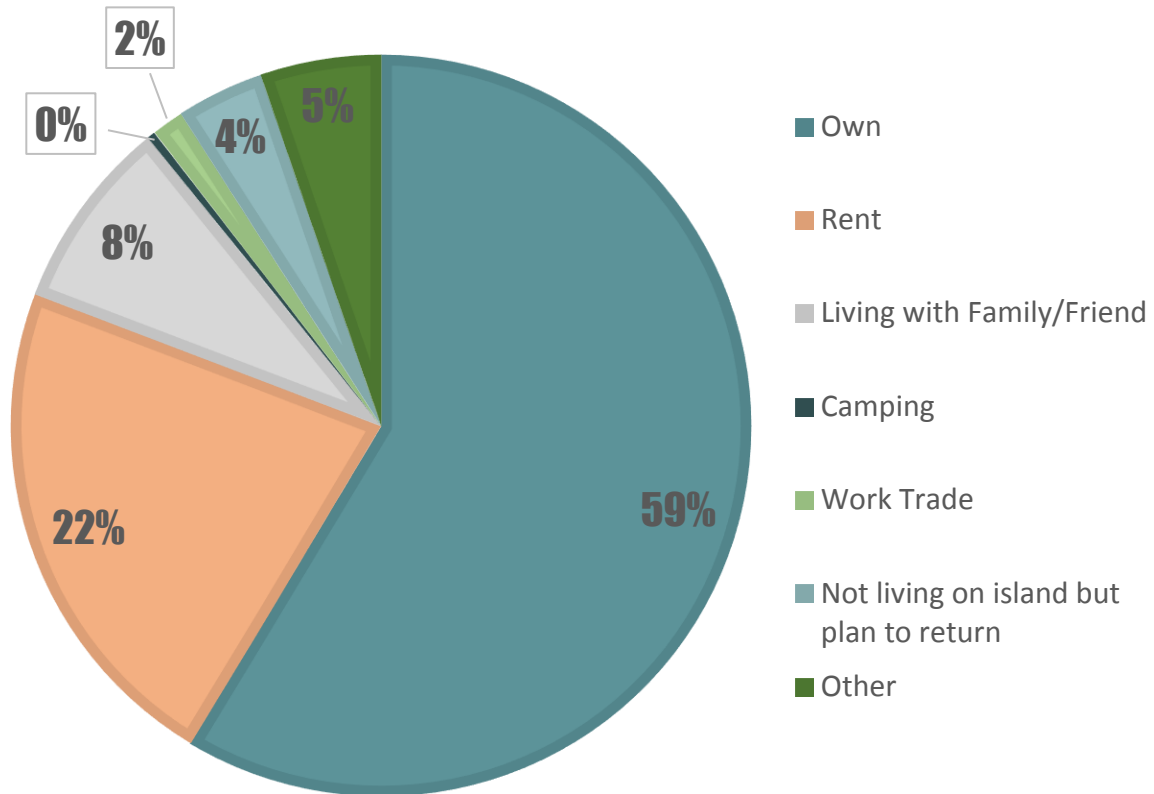
# FEMA was the most common type of housing recovery services respondents received.

WHAT TYPE OF HOUSING RECOVERY SERVICES HAVE YOU RECEIVED?



# A majority of respondents currently own their home, however, there has been an increase in the number of renters.

WHAT IS YOUR CURRENT LIVING SITUATION?



## OTHER

- FEMA is paying
- Living off island
- Paying mortgage to own
- Property is empty lot
- Care-taker in exchange for housing

**The majority of survey respondents are not willing to relocate outside of Puna for an available housing option. Additionally, a majority of respondents no longer are or have family members displaced.**

WOULD YOU BE WILLING TO RELOCATE OUTSIDE OF THE PUNA AREA IS A HOUSING OPPORTUNITY BECAME AVAILABLE?

**14%**

NOT APPLICABLE

- Didn't live in Puna
- Not affected

**6%**

ALREADY DID

- Had no choice
- Couldn't wait any longer

**24%**

YES

- Would move to Hilo
- Had no choice
- Need work and school availability
- Don't feel safe

**11%**

MAYBE

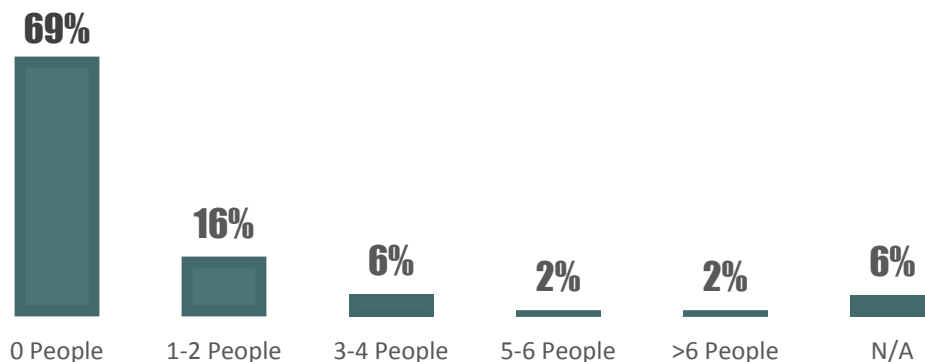
- If elsewhere was comparable
- Would have to be affordable
- Would still want to be close/ short commute
- If forced to

**45%**

NO

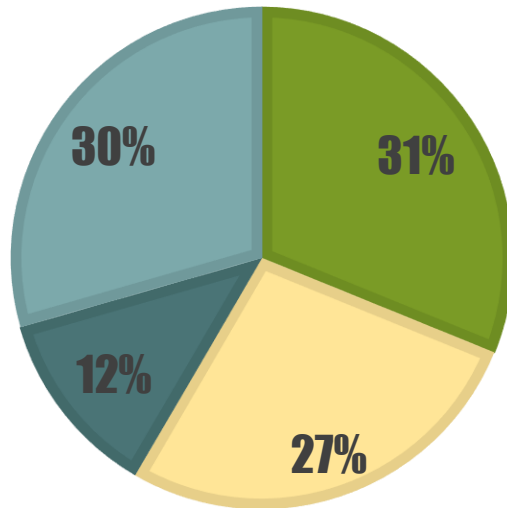
- Can't afford to
- Sense of home, lived there for so long
- Just need roads fixed
- Not impacted

HOW MANY HOUSEHOLD MEMBERS REMAIN DISPLACED?



**Affordability is a reoccurring theme for respondents who both want to return to their property and those who want to relocate.**

ARE YOU SEEKING TO RETURN TO YOUR ERUPTION IMPACTED PROPERTY?



■ Yes ■ No ■ Already Have ■ Not Impacted/ Never Left

**YES**

- If can afford to rebuild
- Need access/roads restored

**NO**

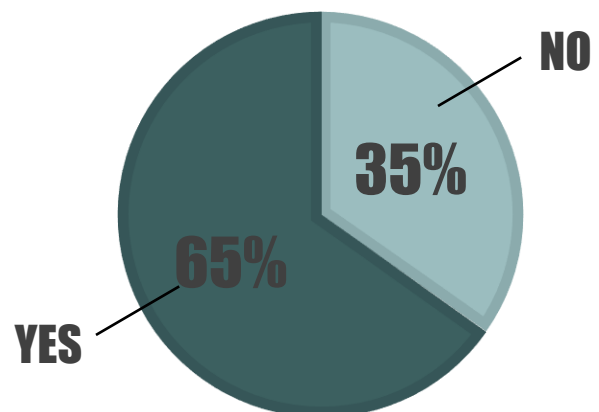
- Can't afford to
- Under too much lava, fissures
- No access or utilities
- Health concerns
- Doesn't feel like home anymore

**ALREADY HAVE**

- Out of necessity (financial)
- No comment

**A majority of respondents would not buy or rent in a high hazard zone.**

WOULD YOU BUY OR RENT A HOME IN HIGH HAZARD AREAS SUCH AS LAVE ZONE 1, FLOOD ZONE, OR TSUNAMI INUNDATION ZONE?



# Roads were the most common public utility respondents requested.

TO WHAT EXTENT WOULD YOU EXPECT THAT COUNTY SERVICES AND PUBLIC UTILITIES SHOULD EXTEND TO SERVE THOSE HIGH HAZARD AREAS?

